

Passport to the Nations

Preschool Lesson Plan



Photo by Audra Melton, In Touch

“Therefore, go and make disciples of all nations...”

Matthew 28:19

Welcome to our Passport to the Nations program!

Jesus' last words to his disciples in Acts 1:8 were "ends of the Earth." At Unknown Nations, we believe those words are extremely important and that is why we focus our ministry in the hard-to-reach places of the world where people have never heard the name of Jesus.

Unknown Nations works daily toward the fulfillment of the Great Commission. We focus our work mainly in the 10/40 window because that is where over 2.9 BILLION people live who have never had a gospel witness! This means no missionary, no church, no pastor and no Bibles.

The lesson guides in this packet have been designed to assist in planning out your discussion. This is a great way to introduce your students to unreached people groups. **Corresponding videos and other resources are available at unknownnations.com/passport.** Please be advised, not all website materials are geared towards younger audiences, use discretion when reviewing content for your students.

In this lesson plan you'll find the following themes/lessons:

- Introduction to Unknown Nations (p. 3)
- Lesson 1 – God Loves Me (p. 4)
- Lesson 2 – God Loves Everyone (p. 6)
- Lesson 3 – Words in the Bible Share God's Love (p. 9)
- Lesson 4 – Celebration (p. 11)

We pray that this program inspires younger generations and brings excitement about sharing God's Word to make Jesus known! As you consider how your young students can engage in raising support for solar powered audio Bibles to reach people groups without gospel access, we encourage you to include the entire family. Here are some ideas to help you:

- A bake sale or lemonade stand
- A daddy-daughter dance with admissions supporting audio Bibles
- An art fair where preschool art is auctioned off for audio Bibles
- A brief presentation with a teacher and student to the church where the video is played, and families volunteer to raise support in the church lobby
- A contest between schools or classrooms where the winner raising the most support for audio Bibles gets a party

We hope you enjoy participating!

Blessings,

Unknown Nations



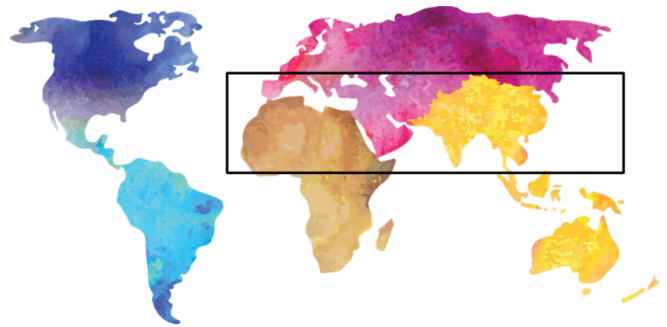
Unknown Nations: What?

Unknown Nations is a Christian, nonprofit ministry, started in 1994, that works with and through Christian churches, schools, businesses, and individuals to spread the gospel message.

Our Focus: Where and Why?

Unknown Nations' ministry is focused in what is called the 10/40 window (see box on map).

The reason for being laser-focused on that area is because that is the area where most people live who have never had a gospel witness – over 2.9 BILLION people! There is very little mission work done in those hard-to-reach places, so very little opportunity for people to hear of Jesus.



Studies show that up to 70% of these people are oral learners, meaning that they are either illiterate or they prefer to learn orally. That indicates that even if they did have a written Bible in their language, they would not be able to read it.

Zooming In:

- **Treasure Ministry** - We distribute Audio Bibles, called Treasures, which come in over 6,000 dialects that contain some or all of the scriptures based on what has been translated. Each Treasure impacts many people through listening groups. These Treasures are strategically distributed by our Indigenous Leaders, who are native to the people they are ministering to.
- **Humanitarian Aid** - As we provide needed assistance, we also present the gospel message.
 - Medical Aid
 - Emergency Relief
 - Clean Water Solutions
- **Leadership and Discipleship Training** - We equip and train the next generation of Christian leaders through the investment of quality training at our Leadership Training Centers.

Ultimate Goal:

Fulfill the Great Commission (Matt. 28:18-20) by the spreading of the gospel to the ends of the Earth, discipling people, and planting churches.

Then Jesus came to them and said, "All authority in heaven and on earth has been given to me. Therefore, go and make disciples of all nations, baptizing them in the name of the Father and of the Son and of the Holy Spirit, and teaching them to obey everything I have commanded you. And surely I am with you always, to the very end of the age." Matthew 28:18-20



Lesson 1 – God Loves Me

Main Idea: God loves each of us deeply and personally.

Bible Verse: “So we have come to know and to believe the love that God has for us. God is love, and whoever abides in love abides in God, and God abides in him.” – 1 John 4:16

Opening Discussion:

- **Warm-Up Question:** “What does love mean to you?”
- **Interactive Question:** Ask, “How does it feel when someone tells you they love you?”
- **New Concept:** Share that God, who is perfect, loves them more than anyone else ever could.

Guided Questions:


- What does it feel like to be loved?
- How do you know when someone loves you?
- How does it make you feel to know that God loves you?

Prayer Focus: Pray that everyone would understand how much God loves them and trust in His love.

Activity Options:

- Ask the children throughout class, “Who loves you?” Encourage them to answer, “God loves me!”
- Sing *Jesus Loves Me* together as a group.
- Complete a “God Loves Me” coloring page. (p. 5)

GOD LOVES ME



Source: Printablee.com



Lesson 2 – God Loves Everyone

Main Idea: God loves everyone, and we can share His love with others.

Bible Verse: “We love because He first loved us.” – 1 John 4:19

Opening Discussion:

- **Review:** Ask, “What did we learn yesterday?” (God loves us!)
- **Interactive Question:** “How much does God love you?” Stretch arms wide to demonstrate.
- **New Concept:** Explain that God loves everyone and created us for a purpose.

Guided Questions:

- How does it feel to know God loves you?
- Why do some people not know that God loves them?
- Should we tell others about God’s love? How might it make them feel?

Prayer Focus: Pray for people around the world who haven’t heard about God’s love, asking for opportunities to share His love with them.

Activity Options:

- Practice saying, “God loves you!” to one another in class. (p. 7)
- Color heart-shaped pages to remind us of God’s love. (p. 7)

Sharing God's Love Activity:

Each time you talk to your friends today, I want you to say, "God loves you." Let me show you how:

- Take a student up in front of the class and say "How are you today (student's name). I just want you to know that God loves you so much!" (Hold out your arms and say "more than this much")
- Ask another student to come up and say this to another student. Encourage the kids to say this to each other throughout the day by modeling it as a teacher when you interact with the students.

Reaching Hearts with the Gospel Craft Activity:

Purpose: Help children visualize the goal of raising support for audio Bibles and understand the importance of sharing God's love.

Before the Craft Activity

- Set a Class Goal: Decide how many audio Bibles your class wants to support.
- Calculate the Number of Hearts: Multiply the goal number of Bibles by 3. (Example: If your goal is 80 Bibles, print and cut out 240 hearts.)
- Divide the Hearts: After printing, sort the hearts into 3 equal piles representing thirds. (Example: For 240 hearts, make 3 piles of 80 hearts each.)

Preparing the Display







- Hang 1/3 of the Hearts (Uncolored): Take one pile (1/3 of the hearts) and hang these hearts blank (white) on the wall. These blank hearts represent people who have not yet heard about God's love. Tip: Hang these lower on the wall if students will color them later. Place construction paper behind them to protect the wall or use stickers as an alternative to coloring.
- Explain to the Class: Show the blank hearts and explain: "These hearts show people who have not yet heard about God's love. As we support audio Bibles, we will color these hearts to show more people learning about God's love."

During Craft Time

- Distribute the Remaining 2/3 of the Hearts: Hand out the other two piles of hearts (2/3 of the total hearts) to the children to color. (Example: If you have 240 hearts total, give students 160 hearts to color.)
- Guide the Coloring Activity: Encourage the students to color these hearts during craft time.
- Hang the Colored Hearts: Once the hearts are colored, hang them on the wall alongside the blank hearts.

Explaining the Display

- Compare the Hearts: Point out the difference between the colored hearts (people who know God's love) and the blank hearts (people who have not heard about God's love). Say, "The colored hearts show people who already know God loves them. The blank hearts show people who don't know yet."
- Inspire Action: Tell the children, "Our class is going to help make sure everyone knows how much God loves them! As we support audio Bibles, we will color the blank hearts or add stickers to show more people learning about God's love."





Lesson 3 – Words in the Bible Share God’s Love

Main Idea: The Bible teaches us about God’s love and helps us share it with others.

Bible Verse: “Dear friends, let us love one another, for love comes from God. Everyone who loves has been born of God and knows God.” – 1 John 4:7

Opening Discussion:

- **Review:** “What have we learned so far?” (God loves us; God loves everyone.)
- **Interactive Question:** Gesture towards the cut-out hearts on a wall. Ask the children what they remember about their craft time.
- **New Concept:** Explain that the Bible is full of God’s words about His love, and we can share it with others—even those far away.

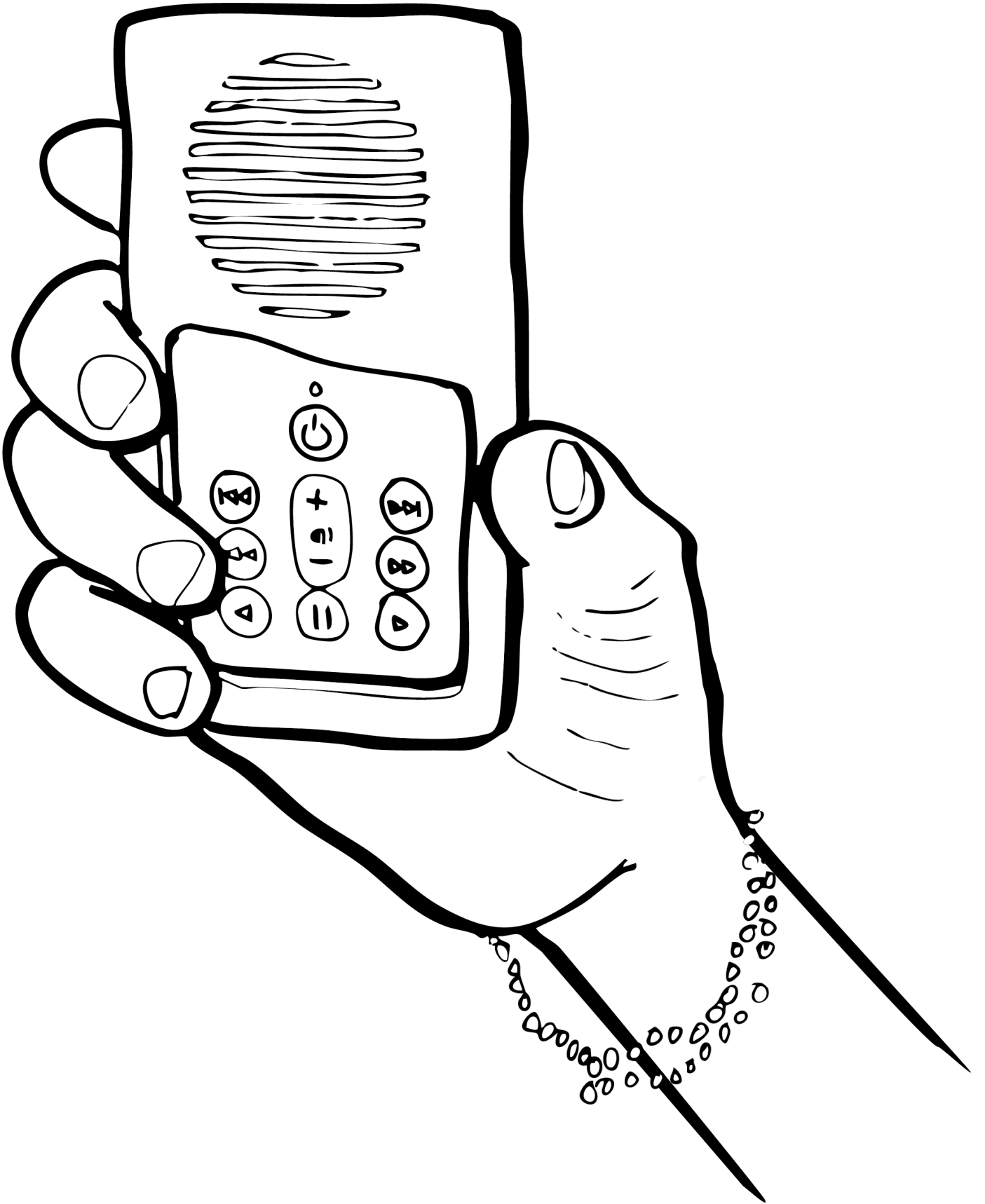
Guided Questions:

- Is it fair that some people don’t know about God’s love?
- How can we help more people learn that God loves them?
- How does giving someone a Bible help share God’s love?

Prayer Focus: Pray for people who will receive Bibles and ask that they understand God’s love through His Word.

Activity Options:

- Color a blank heart on the wall for each Bible shared.
- Watch [Sanjay’s story](#) to learn how God’s Word can change lives. Link on resource page.
- Complete the Treasure audio Bible coloring page as a reminder of sharing God’s Word. (p. 10)





Lesson 4 – Celebration!

Main Idea: Celebrate God’s love and reflect on what we’ve learned.

Bible Verse: “Just so, I tell you, there is joy before the angels of God over one sinner who repents.” – Luke 15:10

Opening Discussion:

- **Review:** Gather the children to discuss what they’ve learned about God’s love.
- **Interactive Question:** Ask, “What happens when we accept Jesus in our hearts?”
- **New Concept:** Explain how heaven celebrates when someone gives their life to Jesus.

Guided Questions:

- How do you like to celebrate when something exciting happens?
- How do you think God feels when someone turns to Him?
- What was your favorite thing you learned this week?

Prayer Focus: Thank God for His love and celebrate the joy of sharing it with others.

Activity Options:

- Host a classroom party with snacks, songs, and games.
- Play silent charades, acting out ways to show love (e.g., hugging, sharing, helping).
- Read the Widow’s Mite story (Luke 15:8-10) and place coins around the classroom for a scavenger hunt.

Thank you!

We hope you and your students have a wonderful time with this Passport to the Nations program!

As a reminder, all materials are available for download at unknownnations.com/passport. If you have any questions, please do not hesitate to reach out to our office: 616.534.5689.

We look forward to working together to fulfill the Great Commission!



4200 Alpine Ave NW Comstock Park, MI 49321

616.534.5689

unknownnations.com